

0°- 60° PRECISION ANGLE BLOCKS

SERIES 227:

Fast, simple, easy to use for drilling, milling and set-up applications.

FEATURES:

- 0°- 60° Adjustable angle by locking the hex screw on the bottom.
- 90° "V"
- Squariness .0002"
- Angle accuracy ± 10 seconds.
- Hardened to HRC 50-55°




ADJUSTABLE PARALLEL SETS
SERIES 242:



Useful for layout, inspecting and gaging work. Highly accurate dovetail construction. The 2 halves slide smoothly and are quickly locked into position. The 6 piece set is supplied in an attractive plastic wallet and has the following range:

3/8"	to	1/2"
1/2"	to	11/16"
11/16"	to	15/16"
15/16"	to	1-5/16"
1-5/16"	to	1-3/4"
1-3/4"	to	2-1/4"




Length x Height x Width	Width of "V"	Order No.	Price
4 x 1-7/8 x 1-7/8	1-7/8	2270001	
4 x 1-7/8 x 1-3/16	1-7/8	2270002	
3 x 1-1/4 x 1	1	2270003	

MEDA - SUPERIOR IMPORT			
6 Piece (3/8 - 2-1/4)	Order No. 1650016	Price	
PEC TOOLS - USA			
6 Piece (3/8 - 2-1/4)	Order No. 1650006	Price	
4 Piece (3/8 - 1-5/16)	Order No. 1650004	Price	

SOLID ANGLE PLATES
SERIES 227:



Made of hardened steel, precision ground angles for convenient set-ups in tooling production and inspection. Four holes for easy mounting. 1/4" Thick.



Dimensions	Angles	Order No.	Price
3 x 3"	45°, 45°, 90°	1570201	
2 x 3-3/8"	30°, 60°, 90°	1570202	
Above two in a plastic case.		1570200	

ADJUSTABLE PARALLELS
STARRETT SERIES 154:



Starrett adjustable parallels provide a wide range of use in layout, gaging, inspection work and for setups on various machine tools. Their adjustable feature makes it possible to adjust them to exact size by micrometer measurement and also permits use in place of several solid-type parallels.

Can be inserted in openings and expanded to size. Size of opening can then be determined by measuring parallels with micrometer. Parallels consists of two dovetailed pieces that slide smoothly and can be easily adjusted. All parallels are 9/32" (7mm) thick.



STEEL PARALLELS
SERIES 241:




Made of quality steel, hardened and precision ground to very close tolerances on all four sides. Parallels are finished, packed and sold in pairs.

Dim.	Order No.	Price	Dim.	Order No.	Price
1/4 x 1/2 x 6	2411632		3/4 x 1 x 9	2414864	
1/4 x 5/8 x 6	2411640		3/4 x 1 x 12	2414865	
1/4 x 3/4 x 6	2411648		3/4 x 1-1/4 x 12	2414872	
3/8 x 1/2 x 6	2412432		1 x 2 x 12	2416499	
3/8 x 3/4 x 6	2412448		1-1/4 x 1-1/2 x 12	2418096	
1/2 x 3/4 x 6	2413248		1-1/4 x 2 x 12	2418099	
1/2 x 1 x 6	2413264		1-1/2 x 2 x 12	2419620	
1/2 x 3/4 x 9	2413249		1-1/2 x 3 x 12	2419630	
1/2 x 1 x 9	2413265				

Catalog No.	EDP No.	Range		Price
154A	50578	3/8 - 1/2"	9.5 - 12.7mm	
154B	50579	1/2 - 11/16"	12.7 - 17.5mm	
154C	50580	11/16 - 15/16"	17.5 - 23.8mm	
154D	50581	15/16 - 1-5/16"	23.8 - 33.3mm	
154E	50582	1-5/16 - 1-3/4"	33.3 - 44.4mm	
154F	50583	1-3/4 - 2-1/4"	44.4 - 57.1mm	
S154SZ	50584	Set of 4 parallel-sizes A,B,C,D - in case		
S154LZ	50586	Set of 6 parallel-sizes A,B,C,D,E,F, - in case		

THIN PARALLEL SET
SERIES 241:



Set consists of 4 matched pairs of hardened and precision ground parallels 5/32" thick, 3" long in 1/2, 5/8, 3/4, and 7/8 heights. Two 1/4" holes in each parallel. Useful for fast setting of work pieces to needed height in vise jaws

Order No. 2410500	Price	
-------------------	-------	--

Quality Precision Tools



The Choice Is Yours!!!



PRECISION PARALLEL SETS

SERIES 241:



Tolerance: Parallel 0.0003" on 2 sides, top and bottom.

Dimensions: within 0.001" allowance.

Hardness: Case hardened to RC 55 to 62 on 2 sides top and bottom only.

The holes are designed for easier handling and set-ups. Made from fine quality tool steel, stress relieved against distortion, precision ground, and hardened. These precision parallels are recommended for layout work, standards and set-ups.

1/4" STEEL PARALLEL SET

SERIES 241:



Parallels in matched pairs made of special steel hardened and precision ground. 2 holes in each parallel. 9 pair in fitted case.

Each parallel is 1/4" wide and 6" long. Height : 1 pair each 3/4, 7/8, 1, 1-1/8, 1-1/4, 1-3/8, 1-1/2, 1-5/8, 1-3/4". Includes fitted case.



Order No. 2410009

Price

1/32" ULTRA-THIN STEEL PARALLEL SET

SERIES 241:



All are 6" long and only 1/32" thick
Set includes: 20 pairs: 1/2, 9/16, 5/8, 11/16, 3/4, 13/16, 7/8, 15/16, 1, 1-1/16, 1-1/8, 1-3/16, 1-1/4, 1-5/16, 1-3/8, 1-7/16, 1-1/2, 1-9/16, 1-5/8, 1-11/16".

• Includes fitted case.



Order No. 2410020

Price

STEEL PARALLEL SETS -

3/16" and 1/2"

SERIES 241:



Each set consists of 4 pairs of hardened and ground parallels. All parallels are 6" long. Includes fitted case.



Height	Thickness	Hole Dia.	Order No.	Price
1	3/16	5/16	1645001	
1-1/4	3/16	3/8		
1-1/2	3/16	7/16		
1-3/4	3/16	1/2		
1	1/2	5/16	1645002	
1-1/4	1/2	3/8		
1-1/2	1/2	7/16		
1-3/4	1/2	1/2		
1	3/16	5/16	1645003	
1-1/4	3/16	5/16		
1-1/2	1/2	1/2		
1-3/4	1/2	1/2		

1/8" THIN STYLE STEEL PARALLEL SET

SERIES 241:



Parallels in matched pairs made of special steel, hardened and precision ground. 2 holes in each parallel. 10 pair in fitted case.

Each parallel is 1/8" wide and 6" long. Height: 1 pair each 1/2 - 1-5/8 x 8ths. Includes fitted case.



Order No. 1645004

Price

STEEL PARALLELS

STARRETT SERIES 384:



- Hardened and ground to close limits.
- Indispensable for inspection and layout work or various set-ups on machines.
- Furnished in pairs, 6" (150mm) in length.
- Made from special grade of tool steel, hardened and ground.



Description	Catalog No.	EDP No.	Price
Sets of 4 Pairs - Sizes A,C,E,G-In Case	S384JZ	51453	
Sets of 4 Pairs - Sizes N,M,P,F,-In Case	S384-1Z	63676	
Sets of 4 Pairs - Sizes G,H,R,M,-In Case	S384-2Z	63677	
Sets of 5 Pairs - Sizes S,T,W,X,Y, In Case	S384-3Z	63678	

Thickness		Width		Catalog No.	EDP No.	Price
Inch	mm	Inch	mm			
1/8"	3mm	1"	25mm	384A	51445	
3/16"	5mm	7/8"	22mm	384C	51447	
1/4"	6mm	3/4"	19mm	384E	51449	
		1"	25mm	384F	51450	
3/8"	10mm	1/2"	13mm	384G	51451	
		3/4"	19mm	384H	51452	
1/4"	6mm	3/8"	10mm	384M	63645	
		1/2"	13mm	384N	63646	
		5/8"	16mm	384P	63647	
3/8"	10mm	1"	25mm	384R	63648	
		5/8"	16mm	384S	63649	
1/2"	13mm	3/4"	19mm	384T	63650	
		1"	25mm	384W	63651	
		1-1/8"	28mm	384X	63652	
		1-1/4"	31mm	384Y	63653	

PRECISION WAVY PARALLELS
SERIES 241:



- Unique innovation in the field of clamping-aid techniques.
- Engineered to exceed the practical application possibilities of conventional precision parallels.
- New concept, practical and reliable for the precision vertical positioning of workpiece.
- Economical, simple and easy to use in precision clamping of parts in drilling, boring, milling, grinding, assembly work, etc.
- Ideal for clamping a group of flat workpieces.
- Can readily be used as classic shims.
- Thin and fragile workpieces can be secured without damage by utilizing the spring pressure of these parallels, for example in assembly applications, etc.
- Range of 9 pair set 1/2" to 1-1/2" in 1/8" height increments.
- Each parallel is .012" Thick x 4-5/16" Long
- Made of high quality spring steel, hardened, stress relieved & precision ground.
- Guaranteed to size in height & parallelism ±.0002".
- Set of 9 pairs furnished in attractive fitted case.



Order No. 2410000	Price	
-------------------	-------	--

1-2-3 AND 2-4-6 BLOCK SETS
SERIES 254: MEDA - SUPERIOR IMPORT
SERIES 641: SUBURBAN



Used in layout and setup work. Each set consists of 2 matched, hardened and precision-ground blocks. The squareness on all sides is within .0001" per inch. The blocks are supplied with a plus allowance of .0001" to .0003" to allow nominal lapping. Five 3/8"-16 tapped holes are provided for clamping. SUBURBAN sets include wooden case.

Size	MEDA		SUBURBAN		
	Order No.	Price	Catalog No.	Order No.	Price
1x2x3	1720123		B123H23M	6410145	
2x4x6	1720246		-	-	

ANGLE PLATES
SERIES 641:



Solid, one piece angle plates are made of hardened steel, square and parallel to within .0002" for reliable positioning. All holes are tapped.



Model No.	Dimensions	Weight	Order No.	Price
AP-333	3 x 3 x 3 x 1 x 1-1/2	5 lbs.	6410061	
AP-334-S0	4 x 3 x 3 x 1	6 lbs.	6410062	
AP-444-S1	4 x 4 x 4 x 1-1/4	10 lbs.	6410063	
AP-446-S2	6 x 4 x 4 x 1-1/4	13 lbs.	6410064	
AP-664-S1	6 x 6 x 4 x 1-1/4	20 lbs.	6410065	

1-2-3 DELUXE BLOCK SET
SERIES 254:



Used in layout and setup work. Each set consists of 2 matched, hardened and precision-ground blocks. The squareness on all sides is within .0001" per inch. The blocks are supplied with a plus allowance of .0001" to .0003" to allow nominal lapping. Five 3/8"-16 tapped holes are provided for clamping. 5 stainless steel socket head 3/8" - 16 cap screws, one hex key in a plastic fitted case.



Order No. 1725123	Price	
-------------------	-------	--

STEPPED ANGLE PLATES
SERIES 227:



Product Description

- Solid one piece construction for longer life
- Hardened to 55 to 62 HRC
- Ground flat, square and parallel within .0002"/.005mm
- Made from alloy steel



Size	Thread Size	Order No.	Price
3" x 3" x 3"	1/4" - 20 UNC	2276456	

PRECISION ANGLE PLATE
STARRETT SERIES 580:



Precision ground angle plate is made from hardened steel. Grinding step of 1/4" wide x 3/4" (6.35 x 19mm) down from the top surface that allows for the grinding, machining or inspection of small items. Ten 1/4"-20 tapped holes, six on the face and two on each end, provide for the clamping of work to the angle plate and/or clamping the angle block to a sine fixture or machine.



Description	Catalog No.	EDP No.	Price
3" x 3" x 3" 75mm x 75mm x 75mm	580	64961	

STEEL STRAIGHT EDGES
STARRETT SERIES 380, 385, 387:



Straight edges are precision made of fine tool steel to rigid standards. Ground all over and finely finished. For drawing or scribing straight lines and checking surfaces for straightness. Straight edges in sizes 36"(900mm) and longer are marked with arrows and should be suspended at these two points to minimize deflection caused by their length and weight.



Length		Width x Thick		No. 380 Series Square Edge		
Inch	mm	Inch	mm	No.	Catalog EDP No.	Price
12"	300mm	1-13/32"x11/64"	36x4.4mm	380-12	51438	
18"	450mm			380-18	51439	
24"	600mm			380-24	51440	
36"	900mm	2-13/32"x7/32"	60x5.5mm	380-36	51441	
48"	1200mm			380-48	51442	
72"	1800mm			380-72	51444	

No. 385 Series with Bevel		
Catalog No.	EDP No.	Price
385-12	51455	
385-18	51456	
385-24	51457	
385-36	51458	
385-48	51459	
385-72	51461	

No. 387 Series with Bevel Edge and Graduation		
Catalog No.	EDP No.	Price
387-12	51468	
387-18	51469	
387-24	51470	
387-36	51471	
387-48	51472	